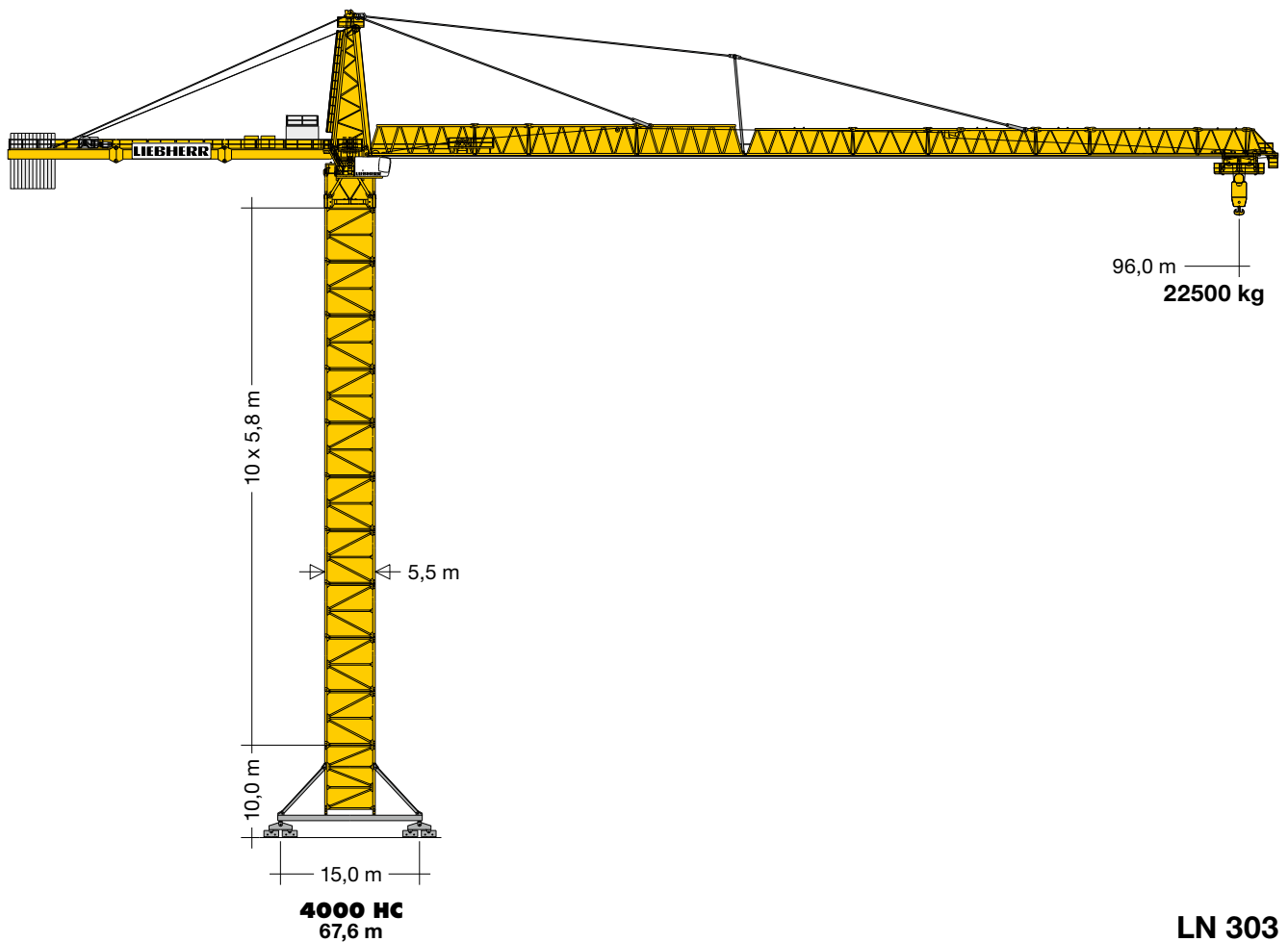


Turmdrehkran 4000 HC 100

Tower Crane / Grue à tour / Gru a torre / Grúa torre /
Guindaste de torre / Кран башенный

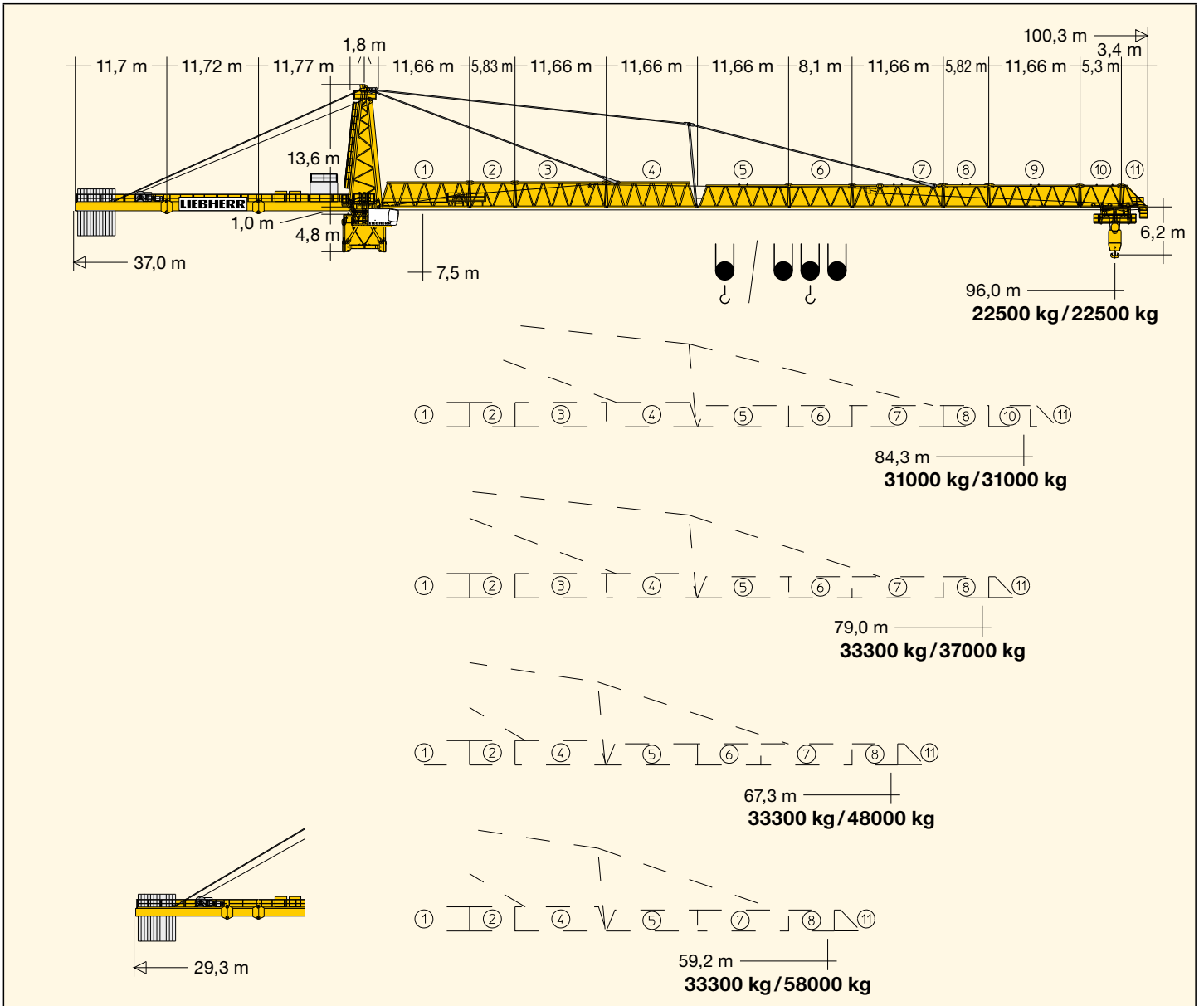


LN 303

LIEBHERR

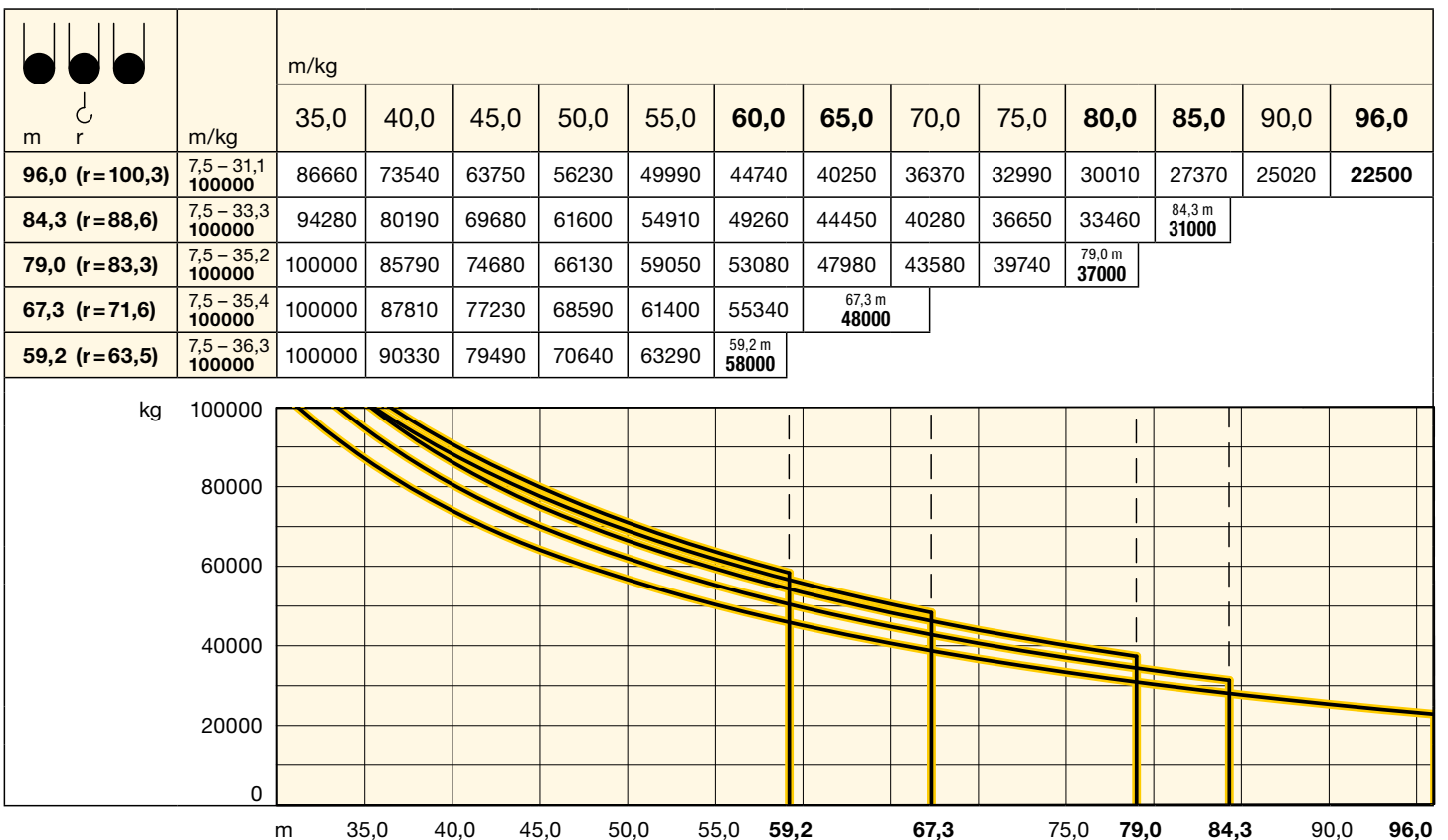
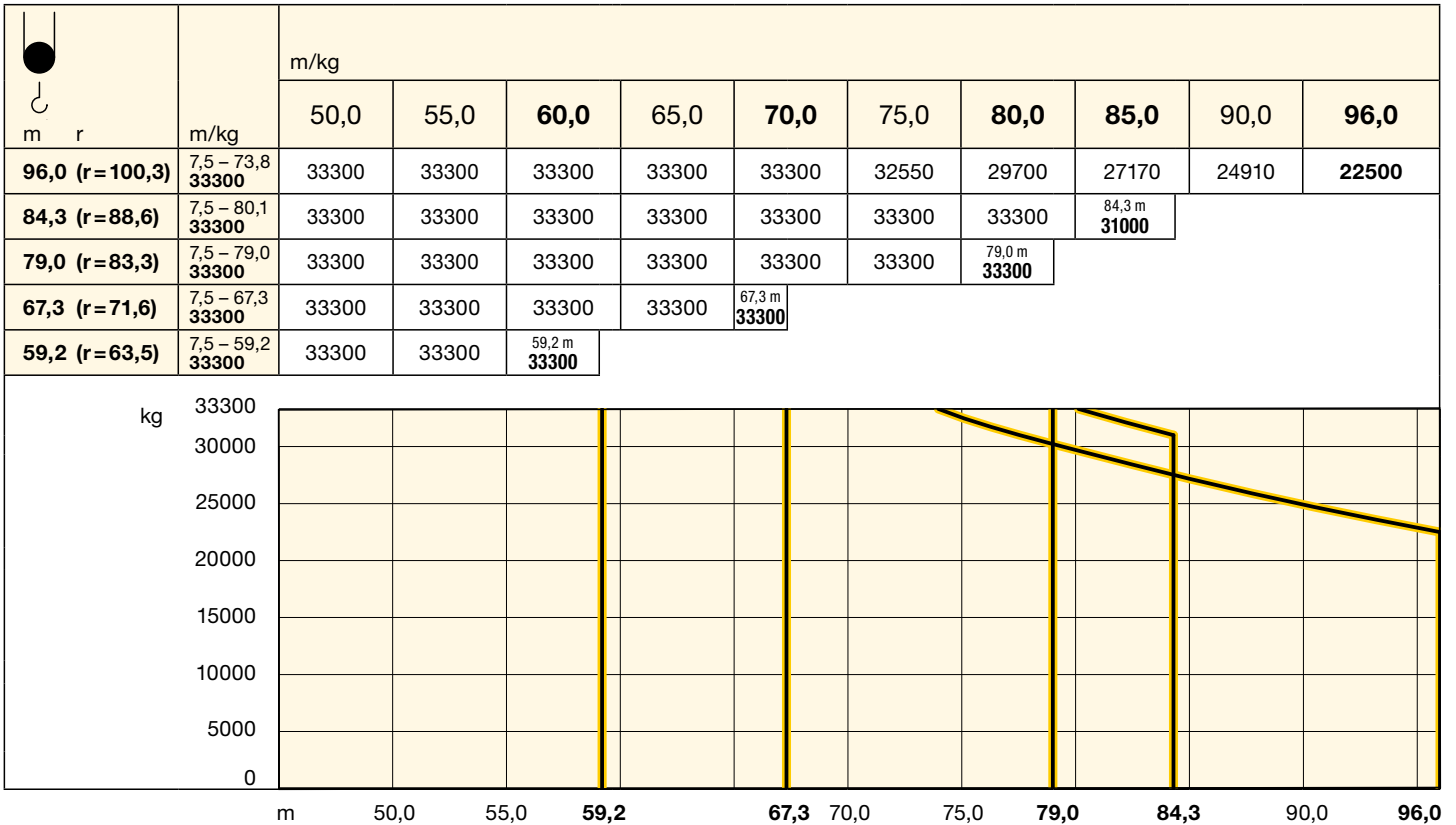
Ausladung und Tragfähigkeit

Radius and capacity / Portée et charge / Sbraccio e portata / Alcances y cargas / Alcance e capacidade de carga / Вылет и грузоподъемность

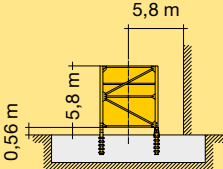
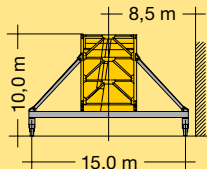


Ausladung und Tragfähigkeit

Radius and capacity/Portée et charge/Sbraccio e portata/
Alcances y cargas/Alcance e capacidade de carga/Вылет и грузоподъемность

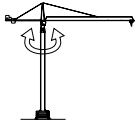
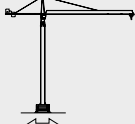
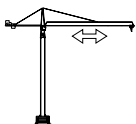







LN 303	4000 HC	
10	58,2	67,6
9	52,4	61,8
8	46,6	56,0
7	40,8	50,2
6	35,0	44,4
5	29,2	38,6
4	23,4	32,8
3	17,6	27,0
2	11,8	21,3
1	6,0	15,4
0	-	9,6
	m	m

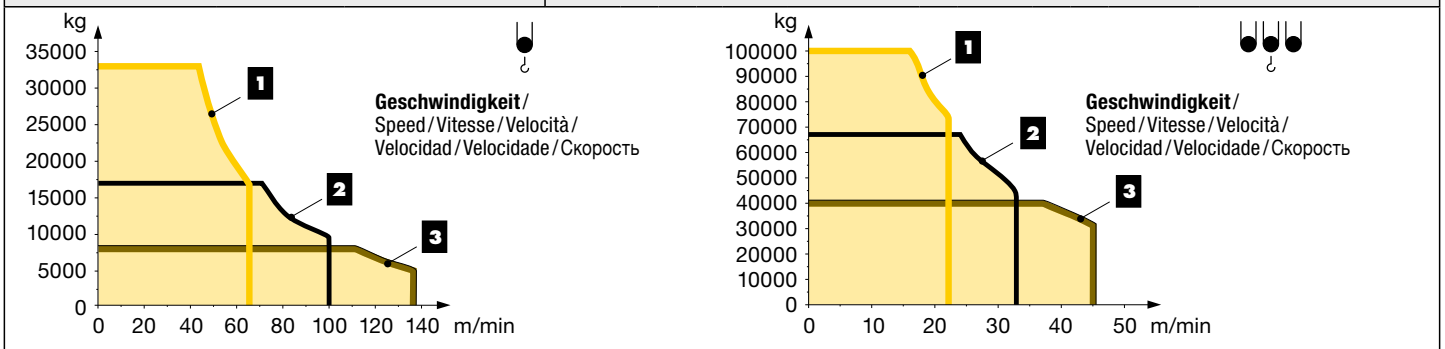



Antriebe

Driving units / Mécanismes d'entraînement / Meccanismi / Mecanismos / Mecanismos / Приводы

	U/min 0,5 sl./min tr./min	6 x 15,0 kW FU		0 ↔ 25,0 m/min	4 x 22,0 kW FU
	0 ↔ 60,0 m/min	37,0 kW FU	 kVA 340 kW FU <hr/> 447,0		

	↔ stufenlos / stepless / régl. continu / régl. progressiva / sin escalones / sem degraus / бесступенчатый							
	kg		m/min					
340 kW FU WIW 350 VZ 401  93,0 m / 279,0 m 120,0 m / 360,0 m ¹⁾	4 Lagen / Layers / Couches / Avvolgimenti Camadas / Capas / Слоёв		↔ stufenlos / stepless / régl. continu / régl. progressiva / sin escalones / sem degraus / бесступенчатый					
		1	33300	0 ↔ 43		1	100000	0 ↔ 16
		2	17000	0 ↔ 65		2	67000	0 ↔ 22
		3	17000	0 ↔ 71		2	67000	0 ↔ 24
			8000	0 ↔ 100		3	41000	0 ↔ 33
			8000	0 ↔ 111		3	40000	0 ↔ 37
		4700	0 ↔ 136			31000	0 ↔ 45	



¹⁾ Weitere Hublastdaten: siehe Betriebsanleitung. / Further hoist load data: see instruction manual. / Autres données de la charge de levage : voir manuel d'instruction. / Altri dati sui carichi sollevati: consultare il manuale d'istruzione. / Alturas bajo gancho superiores según manual. / Outras tabelas de carga: consultar manual de instruções. / Другие данные по весу поднимаемых грузов: см. инструкцию по эксплуатации.

Änderungen vorbehalten! / Subject to technical modifications! /
Sous réserves de modifications! / Con riserva di modifiche! /
¡Sujeto a modificaciones sin previo aviso! / Sujeto a modificacões! /
С правом внесения изменений!

Sämtliche Angaben erfolgen ohne Gewähr. / This information is supplied without liability. /
Ces renseignements sont sans garantie. / Tutte le indicazioni fornite senza garanzia. /
Declinamos toda responsabilidad derivada de la información proporcionada. / Declinamos
qualquer responsabilidade quanto à informação fornecida. / Все данные указаны без обязательств.

TCS-001015-LBC-01 • EN 14439:2009 – A3 • BGL C.0.10.3150 • 04.20

Printed in Germany.

Liebherr-Werk Biberach GmbH
Postfach 1663, D-88396 Biberach an der Riss
☎ +49 73 51 41-0, Fax: +49 73 51 41 22 25
www.liebherr.com, E-Mail: info.lbc@liebherr.com

Liebherr Industrias Metálicas, S.A.
Polígono Industrial Agustinos, calle E, E-31014 Pamplona
☎ +34 94829 70-00, Fax +34 94829 70-29
www.liebherr.com, E-Mail: info.lim@liebherr.com